



Signature

camper trailers



Free to Explore

PH. 1300 935 400

WWW.SIGNATURECAMPERTRAILERS.COM.AU



Contents:

About us	2
Signature Deluxe II	3-4
TOYTUF TF1	5-6
Signature Elite Lite	7-8
Signature Elite X	9-10
Signature Iridium 13	11-12
Signature Iridium 15	13-14
Signature Marlu	15-16
Signature Dominion	17-18
Towing Guide	19-20
Options & Accessories	21-22

Warranty and Disclaimer

All Signature Camper Trailers come with a 5 Year Structural Warranty & 12 Month Limited Manufacturers warranty from the original date of purchase. The content of this document was correct at time of writing. Prices, Inclusions and Descriptions are subject to change. We recommend speaking with a Signature Campers Representative to ensure accuracy at time of purchase.

Signature Camper Trailers
NSW - QLD - WA - SA - VIC - NZ

p. 1300 935 400
www.signaturecampertrailers.com.au
office@signaturecampertrailers.com.au



About Us

Introduced to the Australian and New Zealand markets in 2017 after extensive research and development – Signature Camper Trailers sought to introduce a quality locally assembled Camper Trailer suited to the tough Australian and New Zealand conditions.

Being 100% Australian Owned and Operated, and with a strong family friendly focus, the team at Signature Campers spend their weekdays developing and strengthening the Signature Camper product range and their weekends exploring Australia and putting the hard work to the test.

Our passion for exploring Australia means our experience and knowledge is utilised in our Camper Trailers. Travelling every state and territory in Australia, including multiple trips to Cape York, the Victorian High Country, and parts of New Zealand means we talk from experience.

Let us help you in creating your own Experiences, Memories and Adventures with a Signature Camper Trailer.

Our Process

Our Camper Trailers and concepts are developed and designed in Australia. Utilising the best in manufacturing practices, the Signature Camper Trailers go through an initial build stage at one of our overseas Manufacturing facilities. Combining the Hot Dip Galvanised Chassis with our premium Camper Trailer Bodies, the Camper body is then sent to our Australian workshop.

Our team complete the vital installation and certification processes including Australian licenced Plumbing and Electrical experts. Focusing on the running gear of our Camper Trailers, the hub assembly and suspension components are installed and configured for Australia's unique conditions.

Working with local experts and manufacturers such as Lovells Special Products & Dobinsons 4x4, we develop and fine tune our Suspension systems to suit our Camper Trailers to ensure years of trouble-free travel. Working with leading Australian Manufacturers, including REDARC Electronics, Cruisemaster, Airbag Man, Ark, Dometic, Webasto, Enerdrive and many other class leading manufacturers ensures quality and reliability.



Signature Deluxe II

FOR THE TRUE OFF ROAD EXPLORER...

Campers don't come any more compact and pack as many features as our Signature Deluxe II. Compact, lightweight and packed with all the essentials, the Deluxe II will follow the 4wd wherever you take it. Mount your own tent & awning or use one of ours, the Deluxe II is adaptable and designed with you in mind as you adapt and modify to create your perfect outback base camp.

CONSTRUCTION:

- Hot Dip Galvanised 100mm x 50mm x 4mm Drawbar & Chassis
- Lovells Custom Australian Suspension System
- Australian Made & Engineered Coils & Twin Shocks
- 12" Electric Brakes
- 3x 16inch Signature Black Alloy Wheels - 6 stud x 139.7PCD
- 265/75R16 Mud Terrain Tyres
- Hard Wearing Baked Enamel Body
- 4x Adjustable Drop Down Stabiliser Legs
- Cruisemaster D035 V3Plus Trailer Coupling
- Ark XO750 Off Road Jockey Wheel

ELECTRICAL

- External Dual Colour/ Dimmable LED Lighting
- 2x 100Ah AGM Batteries
- Enerdrive ePro Plus Battery Monitor - Lithium Ready
- Water Monitor & 12v Pump
- Multiple USB and 12V sockets throughout
- 50Amp Anderson Connector and Breaker
- 10amp 240v Charging

COMFORT


- Customisable Tent & Awning Options
- Water Capacity – 111 Litres
- Stainless Steel Slide out Kitchen – Twin Gas Dometic Stove, Pressurised Water and fold up Dish Rack
- Drop Down Door benches
- Oversized Secure Tool Box
- 1x 8.5kg Gas Bottle Holder
- 2x 20L Jerry Can Holder
- Second Drawbar Mounted pressurised water outlet
- CD, Bluetooth & USB Sound System with Dual Speakers
- TOYTUF Rooftop Cage – removable doors for kayak storage and dedicated timber storage compartments

SPECIFICATIONS:

- Weights – Tare: 1000kg
ATM: 1650kg, Tow Ball: 100kg
- Dimensions Closed: 4040mm (L) x 1800mm (W) x 1800mm (H) - Trailer Only Configuration



DELUXE II STANDARD FEATURES INCLUDE;

-  Australian Made Custom Suspension
- Blackout Kit (Alloy Wheels, Tank Guard & Trim)
- Ark XO750 Jockey Wheel
- Cruisemaster D035 V3Plus Trailer Coupling
- Enerdrive ePro Plus Battery Monitor - *Lithium Ready*
- 240v Battery Charging
- Surround External Dual Colour/ Dimmable LED Lighting

COLOUR OPTIONS

- Full White
- Full Graphite
- Full Silver
- Black with Silver Doors
- White with Black Doors

And so much more



\$21,990
(PLUS ON ROAD COSTS)

FROM
\$71
PER WEEK

Current calculations
(based on 7yrs at 4.95% - Credit One)



BE THE ENVY OF ANY OFF-GRID CAMP

With Toytuf we've taken our well kitted Signature Deluxe II and turned it up to 11 to really shake up the segment. With a passion for exploration, a desire to travel & a love for the outback we've co-developed and built a compact off-grid expedition trailer worthy of the Great Australian Outback.

From the ground up the key was strength, reliability & self sufficiency. Built using key Australian sourced components, including a custom Lovells Suspension Package, the Cruisemaster DO35 Hitch & Ark XO750 Jockey Wheel means the base starts strong.

Installation of proven electronics from Enerdrive with plenty of lightweight lithium power & key inclusions from Maxtrax, Nespresso & Dometic means this Camper is unbeatable both on the tracks & at camp.

With Nationwide recognition as a 2023 Finalist for Camper Trailer of the Year only further cements how packed with value this camper really is!

Key Differences..

Our team live and breath Camping - we understand the demands on the construction and components of an Off Road Camper Trailer. It's this lifestyle which means we understand the importance of Quality Inclusions and Components.

With key components & inclusions exceeding those normally only seen on +\$70k Expedition Trailers, including comprehensive Enerdrive Electrical Systems, 240v Site Kit/ 2000W AC Transfer Inverter & Cruisemaster Hitches - we complete our Camper builds working with Australian suppliers known for high quality construction, proven systems and strong Customer Service/Warranty Support.




For our Customers with their own Roof Top Tent &/or Awning, we've designed and built the TF1 to be compatible with most popular RTT & Awning Brands on the Australian Market. With different mounting systems available we can build & customize your dream Camper Trailer to your needs.

Start with the base Deluxe II and build it yourself or let us create the ultimate Expedition Camper ready to explore.



FINALIST

TOYTUF TF1 STANDARD FEATURES INCLUDE;

-  - 40A DC2DC Charger + 20A Epower AC Charger
-  - 2000W Inverter with AC Transfer and Safety Switch
-  - 200AH Lithium Power (2x eLite 100AH Batteries)
- 240V Site Pack - Including 15A Site Connection, 20amp Breaker Switch & 2x Double GPO's
- Raptor Coat Protection - Wheel Arch and Guard Protection
- Maxtrax MKII (Pair) and Mounting Pins Installed
- Appliances Included - Nespresso Coffee Machine/ Milk Frother/ 12V Direct Travel Oven



TENT AND AWNING INCLUDED

- HT1600 - Hardshell Roof Top Tent
- TURON 270 - Freestanding 270 Degree Awning



\$32,990
(PLUS ON ROAD COSTS)

FROM
\$102
PER WEEK

Current calculations
(based on 7yrs at 4.95% - Credit One)



THE ULTRA-LIGHTWEIGHT LUXURY CAMPER

Introducing our brand new forward fold camper trailer, the Elite Lite. Designed for every adventurer seeking both luxury and capability on and off-road. With its lightweight and compact design, this trailer offers unparalleled value without sacrificing comfort and style.

CONSTRUCTION;

- Extended 1 piece Hot Dip Galvanised 100mm x 50mm x 4mm Drawbar & Chassis
- Heavy Duty Independent Suspension
- SCT 4x4 Twin Shocks
- 360-degree Off Road Poly Block Hitch
- 3x 16inch Alloy Wheels - 6 stud x 139.7PCD
- 265/75R16 All Terrain Tyres
- 12" Electric Brakes
- 4x Adjustable Drop Down Stabiliser Legs
- Light Weight Aluminium Quick Release Tent Poles

ELECTRICAL

- Internal Surround Lighting – Dimmable Bed Lights
- Flexible LED Kitchen Stove Light
- 100AH Deep Cycle Battery
- Multiple 12V and USB Charging Ports – Internal & External
- CD, Bluetooth & USB Audio System with 2 Speakers
- 50A Anderson Connector and Breaker Switch
- Control Panel with Water and Battery Monitors
- External Kitchen Dimmable/ Dual Colour LED Lighting
- Dometic 10amp 240v Charger
- Enerdrive ePro Battery Monitor - Lithium Ready

COMFORT

- High Quality 420g Fine Weave Ripstop Canvas
- Café Style Side Opening Window
- Sand Fly & Midge Proof Window Screens
- Stainless Steel Slide Out Kitchen – 4 Burner Gas Stove & Pressurised Water with Dish Rack
- 120L Water Capacity with Checkerplate Protection Plates
- Ventilated Fridge Box – 965mm x 600mm x 540 mm (L x W x H)
- 2x 20L Jerry Can Holders
- 2x 9kg Gas Bottle Holders
- Internal Surround Cushioned Seating Area – Converts to Second Bed
- Fully Enclosed Annexe Walls & Floor
- Attached Ensuite Room
- Hot & Cold Water Plumbing
- External 50/50 Split Drawer & Storage
- Internal Underseat Storage

SPECIFICATIONS;

- Weights – Tare: 1200kg, ATM: 1600kg, Tow Ball: 140kg
- Dimensions Closed: 4900mm (L) x 1900mm (W) x 1505mm (H)
- Enclosed Annex Dimensions: 3800mm (L) x 2400mm (W)



ELITE LITE FEATURES INCLUDE AS STANDARD;

- Upgraded Reinforced One Piece Chassis
- Premium 18mm Timber Veneer
- Second Pressurised Water Outlet
- Plumbed Slide Out Kitchen
- 4 Burner Cast Iron Gas Cooker
- Light Weight Aluminium Tent Poles
- Hard Mounted LED Lighting Internal & External
- Drawer and Shelving External Storage System
- Signature Alloy Wheels with All Terrain Tyres
- 360 Degree Off Road Poly Block Hitch
- Fold up Kitchen Dish Rack
- 240v Battery Charging
- Enerdrive ePro Plus Battery Monitor
(Lithium Ready)

COLOUR OPTIONS

- Orange and White



\$22,990
(PLUS ON ROAD COSTS)

FROM
\$73
PER WEEK

Current calculations
(based on 7yrs at 4.95% - Credit One)



AN OFF-ROAD CAMPER WITH LUXURY...

Based off our popular Elite, the Elite X builds on the popular platform and offers a premium Forward Fold Camper packed with additional features and storage. The Elite X is an Off Road Camper with luxury inclusions and comfort, making any trip a dream.

CONSTRUCTION:

- Extended 1 piece Hot Dip Galvanised 120mm x 50mm x 4mm Drawbar & Chassis
- Heavy Duty Independent Suspension
- Australian Engineered Dobinsons 4x4 Twin Shocks
- Cruisemaster D035 V3Plus Trailer Coupling
- ARK XO750 Off Road Jockey Wheel
- 4x 16inch Alloy Wheels - 6 stud x 139.7PCD
- 265/75R16 All Terrain Tyres
- 12" Electric Brakes
- 4x Adjustable Drop Down Stabiliser Legs
- 120kg Gas Strut assisted Boat Rack
- Light Weight Aluminium Quick Release Tent Poles

ELECTRICAL

- Internal Surround Lighting – Dimmable Bed Lights
- Flexible LED Kitchen Stove Light
- 2x 100AH Deep Cycle Batteries
- Multiple 12V and USB Charging Ports – Internal & External
- CD, Bluetooth & USB Audio System with 2 Speakers
- 50A Anderson Connector and Breaker
- Control Panel with Water and Battery Monitors
- External Kitchen Dimmable/ Dual Colour LED Lighting
- 10amp 240v Charger
- Enerdrive ePro Battery Monitor - Lithium Ready

COMFORT

- High Quality 420g Fine Weave Ripstop Canvas
- Café Style Side Opening Window
- Sand Fly & Midge Proof Window Screens
- Queen 140mm Dunlop Posturefoam Mattress
- Stainless Steel Slide Out Kitchen – 4 Burner Gas Stove & Pressurised Water with Dish Rack
- 160L Water Capacity with checkerplate Protection Plates
- Ventilated Fridge Box – 965mm x 600mm x 540 mm (L x W x H)
- 2x 20L Jerry Can Holders
- 2x 9kg Gas Bottle Holders
- Internal Surround Cushioned Seating Area – Converts to Second Bed
- Fully Enclosed Annexe Walls & Floor
- Attached Ensuite Room
- Hot & Cold Water Plumbing
- Premium Pull Out Pantry System
- Internal Cupboard Storage
- Triple Heavy Duty Slide Storage Drawers
- Multiple Internal Storage Cupboards

SPECIFICATIONS:

- Weights – Tare: 1720kg, ATM: 2320kg, GTM: 2160kg, Tow Ball: 160kg
- Dimensions Closed: 5500mm (L) x 2080mm (W) x 1580mm (H)
- Enclosed Annex Dimensions: 4650mm (L) x 2400mm (W)



ELITE X FEATURES INCLUDE AS STANDARD;

- Upgraded Reinforced One Piece Chassis
- Premium 18mm Timber Veneer
- Second Pressurised Water Outlet
- Slide Out Water Connection to Kitchen
- 4 Burner Cast Iron Gas Cooker
- Light Weight Aluminium Tent Poles
- Hard Mounted LED Lighting Internal & External
- Premium 3 tier Pantry System
- Australian Made Custom Dunlop Posturefoam Mattress
- Signature Alloy Wheels with All Terrain Tyres
- Cruisemaster D035 V3Plus Trailer Coupling
- ARK XO750 Jockey Wheel
- Fold up Kitchen Dish Rack
- 240v Battery Charging
- Enerdrive ePro Plus Battery Monitor
(Lithium Ready)

COLOUR OPTIONS

- Silver, Graphite and White



\$28,990
(PLUS ON ROAD COSTS)

FROM
\$94
PER WEEK

Current calculations
(based on 7yrs at 4.95% - Credit One)



Signature Iridium 13 & 13S

THE ULTIMATE TOURING SETUP..

Our Hybrid Iridium Camper creates the perfect mix of Outdoor Living combined with Caravan Luxury and Simplicity. With the option of an Ensuite Model or Bunk Beds, the Iridium Hybrid is the ideal Camper for couples or families who need a quick setup and pack down without towing a larger heavier Caravan. Compact and Comfortable with a stack of features makes this Hybrid Camper the ultimate Off Road setup.

CONSTRUCTION:

- Hot dipped galvanised 150mm x 50mm x 4mm drawbar
- Hot dipped galvanised 100mm x 50mm x 3mm chassis
- Composite aluminium body panels
- Cruisemaster D035 V3Plus Trailer Coupling
- Ark XO750 Jockey Wheel
- Heavy duty Independent Suspension
- Tough Dog 4WD Shocks on each Swingarm
- 12" Electric Brakes with Brakeaway System
- 4x 16inch Signature Alloy Wheels - 6 stud x 139.7PCD
- 265/75R16 Mud Terrain Tyres

ELECTRICAL

- External Dimmable/ Dual Colour LED Lighting
- Internal Touch Control LED lights
- LED Bedside Reading Lamps
- 3x 100Amp AGM Deep Cycle Batteries
- Control panel with Water & Battery Monitoring
- Multiple 12V and USB Sockets throughout
- Multiple 240V Double Power-Points throughout
- 12v omnidirectional Fans
- REDARC Manager 30
- REDARC 2000w Pure Sine Wave Inverter

COMFORT

- Internal kitchenette with hot and cold water
- Easy-Lift Roof Lifter
- Queen Slide Out Bed with Plush Pillow Top Inner Spring Mattress
- Insect Proof Screens on Windows and Fly-Screen Door
- Fully Enclosed 2400mm (Length) x 2880mm (Wide) annexe with Electric Awning
- Integrated Truma 240v & Gas Hot Water System
- External Hot Water Shower
- Stainless Steel Slide Out Kitchen – 4 Burner Gas Stove & Pressurised Water with Dish Rack
- 200L Water Capacity with Checkerplate Protection Plates
- CD, Bluetooth, USB and FM Radio Audio System with Indoor/ Outdoor Speakers
- 2x 9kg Gas Bottle Holders
- 2x 20L Jerry Can Holders
- Mains Water Site Connection
- Drawbar Mounted Water Tap

SPECIFICATIONS:

- Weights: Tare: 1920kg, ATM: 2500kg, Tow Ball: 160kg (Ensuite Model)
- Weights: Tare: 2000kg, ATM: 2500kg, Tow Ball: 180kg (Bunk Model)
- Dimensions Closed: 5400mm (Length) x 2360mm (Height)* x 2120mm (Width)
- Dimensions Open: 6100mm (Length) x 2730mm (Height)* x 2120mm (Width)
- * 'S' Model Height - 2555mm (Closed) & 2925 (Open)



IRIDIUM STANDARD FEATURES INCLUDE;


- **REDARC** Manager 30 - *Lithium Ready*
- **REDARC** 2000w Pure Sine Wave Inverter
- Fully Enclosed Annexe Room
- 80L Grey Water Tank
- External Ensuite Room
- Truma Gas Electric Hot Water System
- Ark XO750 Jockey Wheel
- Electric Roll-out Awning
- 22 inch LED TV

IRIDIUM 13S INCLUSIONS;

- Webasto Reverse Cycle Air-Conditioner
- 2x150W Roof Mounted Solar Panels
- Dometic Dust Reduction System

LAYOUT OPTIONS;

- Ensuite Model - Large Internal Ensuite Bathroom
- Bunk Model - Dinette Seating converts to Kids Bunk Beds



Iridium 13
\$49,990
 (PLUS ON ROAD COSTS)

Iridium 13S
\$53,990
 (PLUS ON ROAD COSTS)

FROM
\$162
 PER WEEK

Current calculations
 (based on 7yrs at 4.95% - Credit One)



OFF ROAD FAMILY TOURING AT IT'S BEST...

Our Hybrid Iridium Camper creates the perfect mix of Outdoor Living combined with Caravan Luxury and Simplicity. Our 15 Foot Hybrid Caravan provides all the creature comforts and ease of use as our popular Iridium 13 but with the addition of an Inside Dinette which converts into a Bunk Bed - Compact yet Roomy - comfort and space for the whole family.

CONSTRUCTION:

- Hot dipped galvanised 150mm x 50mm x 4mm drawbar
- Hot dipped galvanised 100mm x 50mm x 3mm chassis
- Composite Aluminium Body Panels
- Cruisemaster D035 V3Plus Trailer Coupling
- Heavy Duty Independent Suspension
- Tough Dog 4WD Shocks on each Swingarm
- 12" Electric Brakes with Brakeaway System
- 4x 16inch Alloy Wheels - 6 stud x 139.7PCD
- 265/75R16 Mud Terrain Tyres
- Ark XO750 Jockey Wheel
- Easy Lift Roof Lifter

ELECTRICAL

- External Dimmable/ Dual Colour LED Lighting
- Internal Touch control LED lights
- LED Bedside Reading Lamps
- 3x 100Amp AGM Deep Cycle Batteries
- Control Panel with Water & Battery Monitors
- Multiple 12V and USB Power Sockets
- Multiple 240V Double Power-Points Throughout
- 12v Omnidirectional Fans
- REDARC Manager 30
- REDARC 2000w Pure Sine Wave Inverter

COMFORT

- Internal Kitchenette with Hot and Cold Water
- Internal Ensuite - Large Shower and plumbed Thetford Toilet
- Oversize Storage Capacity
- Queen Slide Out Bed with Plush Pillow Top Inner Spring Mattress
- Indoor Dinette Seating - easily converts to Bedding
- Insect Proof Screens on Windows and Fly-Screen Door
- Fully Enclosed 2400mm (Length) x 3900mm (Wide) Annexe with Electric Awning
- Integrated Truma 240v & Gas Hot Water System
- External Hot Water Shower
- Stainless Steel Slide Out Kitchen - 4 Burner Gas Stove & Pressurised Water with Dish Rack.
- 200L Water Capacity with Checkerplate Protection Plates
- CD, Bluetooth, USB and FM Radio Audio System with Indoor/ Outdoor Speakers
- 2x 9kg Gas Bottle Holders
- 2x 20L Jerry Can Holders
- Mains Water Site Connection
- Drawbar Mounted Tap

SPECIFICATIONS:

- Weights: Tare: 2260kg, ATM: 2850kg, Tow Ball: 185kg
- Dimensions Closed: 6500mm (Length) x 2360mm (Height)* x 2120mm (Width)
- Dimensions Open: 7200mm (Length) x 2800mm (Height)* x 2120mm (Width)
- * 'S' Model height - 2555mm (Closed) & 2925mm (Open)



IRIDIUM STANDARD FEATURES INCLUDE;

- **REDARC** Manager 30 - *Lithium Ready*
- **REDARC** 2000w Pure Sine Wave Inverter
- Fully Enclosed Annexe Room
- 80L Grey Water Tank
- External Ensuite Room
- Truma Gas Electric Hot Water System
- Ark XO750 Jockey Wheel
- Electric Roll-out Awning
- 22 inch LED TV

IRIDIUM 15S INCLUSIONS;

- Webasto Reverse Cycle Air-Conditioner
- 2x150W Roof Mounted Solar Panels
- Dometic Dust Reduction System



Iridium 15
\$57,990
 (PLUS ON ROAD COSTS)

Iridium 15S
\$61,990
 (PLUS ON ROAD COSTS)

FROM
\$188
 PER WEEK

Current calculations
 (based on 7yrs at 4.95% - Credit One)



COUPLES LAPPING THE ISLAND MADE EASY...

The Marlu Hybrid Camper Trailer is the ultimate couples Camper Trailer designed for explorers looking for a bit more space, luxury and comfort with tough outback ability!

The Marlu has been designed with simplicity and luxury in mind. With a Queen Bed and oversize Ensuite with separate Toilet & Shower, setup to sleep is so easy in this Off Road Camper Trailer.

CONSTRUCTION:

- Hot dipped galvanised 150mm x 50mm x 4mm drawbar
- Hot dipped galvanised 100mm x 50mm x 3mm chassis
- Composite Aluminium Body Panels
- Cruisemaster D035 V3Plus Trailer Coupling
- Heavy Duty Independent Suspension
- Tough Dog 4WD Shocks on each Swingarm
- 12" Electric Brakes with Brakeaway System
- 4x 16inch Alloy Wheels - 6 stud x 139.7PCD
- 265/75R16 Mud Terrain Tyres
- Ark XO750 Jockey Wheel
- Easy Lift Roof Lifter

ELECTRICAL

- External Dimmable/ Dual Colour LED Lighting
- Internal Touch control LED lights
- LED Bedside Reading Lamps
- 3x 100Amp AGM Deep Cycle Batteries
- Control Panel with Water & Battery Monitors
- Multiple 12V and USB Power Sockets
- Multiple 240V Double Power-Points Throughout
- 12v Omnidirectional Fans
- REDARC Manager 30
- REDARC 2000w Pure Sine Wave Inverter
- 4x100W Roof Mounted Fixed Frame Solar Panels

COMFORT

- Internal Ensuite - Separate Shower and Plumbed Thetford Toilet
- Oversize Storage Capacity
- Large Underbed Storage Drawers X2
- Fixed Queen Bed with Plush Pillow Top Inner Spring Mattress
- Indoor Lounge Seating Areas
- Insect Proof Screens on Windows and Fly-Screen Door
- Fully Enclosed 2400mm (Length) x 3900mm (Wide) Annexe with Electric Awning
- Integrated Truma 240v & Gas Hot Water System
- External Hot Water Shower
- Stainless Steel Slide Out Kitchen – 4 Burner Gas Stove & Pressurised Water with Dish Rack.
- 200L Water Capacity with Checkerplate Protection Plates
- CD, Bluetooth, USB and FM Radio Audio System with Indoor/ Outdoor Speakers
- 2x 9kg Gas Bottle Holders
- 2x 20L Jerry Can Holders
- Mains Water Site Connection
- Drawbar Mounted Tap

SPECIFICATIONS:

- Weights: Tare: 2300kg, ATM: 3000kg, Tow Ball: 140kg
- Dimensions Closed: 6800mm (Length) x 2600mm (Height)* x 2240mm (Width)
- *Roof Height - 2600mm (Closed) & 3100mm (Open)



MARLU STANDARD FEATURES INCLUDE;

- **REDARC** Manager 30 - *Lithium Ready*
- **REDARC** 2000w Pure Sine Wave Inverter
- Electric Roll-out Awning with Fully Enclosed Annexe
- 80L Grey Water Tank
- External Ensuite Room
- Truma Gas Electric Hot Water System
- Ark XO750 Jockey Wheel
- 22 inch LED TV

LUXURY INCLUSIONS;

- Webasto Reverse Cycle Air-Conditioner
- 4x100W Roof Mounted Solar Panels
- Dometic Dust Reduction System
- Seperate Toilet & Shower
- Fixed Queen Bed



Marlu
\$61,990
(PLUS ON ROAD COSTS)

FROM
\$201
PER WEEK

Current calculations
(based on 7yrs at 4.95% - Credit One)



THE OUTBACK FAMILY DOMINION...

Your ultimate family tourer is here - the SCT Dominion is built for Adventurous Families and guaranteed to help create Memories & Experiences. Packed with Luxurious Inclusions, generous Storage and Class Leading Features the SCT Dominion is ready to travel with you in style.

CONSTRUCTION:

- Hot dipped galvanised 150mm x 50mm x 4mm drawbar
- Hot dipped galvanised 100mm x 50mm x 3mm chassis
- Composite Aluminium Body Panels
- Cruisemaster D035 V3Plus Trailer Coupling
- Heavy Duty Independent Suspension
- Tough Dog 4WD Shocks on each Swingarm
- 12" Electric Brakes with Brakeaway System
- 4x 16inch Alloy Wheels - 6 stud x 139.7PCD
- 265/75R16 Mud Terrain Tyres
- Ark XO750 Jockey Wheel
- Easy Lift Roof Lifter

ELECTRICAL

- External Dimmable/ Dual Colour LED Lighting
- Internal LED lighting throughout
- Soft LED Internal Surround Lighting
- 3x 100Amp AGM Deep Cycle Batteries
- Control Panel with Water & Battery Monitors
- Multiple 12V and USB Power Sockets
- Multiple 240V Double Power-Points Throughout
- 12v Omnidirectional Fans
- REDARC Manager 30 Battery Management
- REDARC 2000w Pure Sine Wave Inverter
- 3x100W Roof Mounded Solar

COMFORT

- Internal Kitchenette with Hot and Cold Water
- Internal Ensuite - Large Shower and plumbed Thetford Toilet
- Oversize Storage Capacity
- Queen Slide Out Bed with Plush Pillow Top Inner Spring Mattress
- Oversize Bunk Bed Configuration
- Insect Proof Screens on Windows and Fly-Screen Door
- Fully Enclosed 2400mm (Length) x 3900mm (Wide) Annexe with Electric Awning
- Integrated Truma 240v & Gas Hot Water System
- External Hot Water Shower
- Stainless Steel Slide Out Kitchen – 4 Burner Gas Stove & Pressurised Water with Dish Rack.
- 240L Water Capacity with Checkerplate Protection Plates
- CD, Bluetooth, USB and FM Radio Audio System with Indoor/ Outdoor Speakers
- 2x 9kg Gas Bottle Holders
- 2x 20L Jerry Can Holders
- Mains Water Site Connection
- Genuine Leather Lounge

SPECIFICATIONS:

- Weights: Tare: 2400kg, ATM: 3000kg, Tow Ball:160kg
- Dimensions Closed: 6200mm (Length) x 2620mm (Height)* x 2260mm (Width)
- Dimensions Open: 6650mm (Length) x 3035mm (Height)* x 2260mm (Width)



DOMINION STANDARD FEATURES INCLUDE;

- **REDARC** Manager 30 - *Lithium Ready*
- **REDARC** 2000w Pure Sine Wave Inverter
- Electric Roll-out Awning with Fully Enclosed Annexe
- 100L Grey Water Tank
- External Ensuite Room
- Truma Gas Electric Hot Water System
- Ark XO750 Jockey Wheel
- 3x100W Roof Mounted Solar Panels

LUXURY INCLUSIONS;

- Webasto Roof Air Conditioning
- Unique Black Matte Paint Protection
- Dometic Dust Reduction System
- Genuine Leather Lounge
- Soft LED Floor Lighting
- Stone Grain Laminate Benches
- Gloss White Internal Finish with Black styled handles



Dominion
\$64,990
 (PLUS ON ROAD COSTS)

FROM
\$212
 PER WEEK

Current calculations
 (based on 7yrs at 4.95% - Credit One)



Towing Guide:

Disclaimer

The information contained in this document is a guide only - please consult your motor vehicle handbook or manufacturer for information specific to your vehicle.

Weights and Loading

When towing a Camper or Caravan there are several laws and guides to keep you and other road users safe. Knowing what the terms mean, your vehicles capabilities and your own capabilities are important for safe towing.

Correct Loading and Weights ensures happy and safe travels!

Signature Camper Trailers

p. 1300 935 400

www.signaturecampertrailers.com.au

office@signaturecampertrailers.com.au



Tow Vehicle

It is critical you consider your vehicles towing mass and trailer ball weight capacity. If no brakes are fitted to a trailer, then 750kgs is the maximum allowable towing capacity on any vehicle. Electric Brakes and a suitable Brake Controller must be fitted on all trailers of 750kgs or more. An overweight Vehicle, Camper or inadequate Tow Vehicle could be both dangerous and Illegal.

Common Terms

- Tare Mass:** The weight of your Camper with nothing on it. It does not include any payload.
- ATM:** Aggregate Trailer Mass - the total weight of your Camper, including the tow ball mass and the payload. This weight must not be exceeded.
- GTM:** Gross Trailer Mass - The total permissible mass, including payload, which can be supported by the wheels. This does not include tow ball mass.
- Tow Ball Mass:** The weight imposed on the tow vehicles tow ball coupling.
- Payload:** The allowable load carrying capacity. Worked out by deducting the "Tare Mass" from the "ATM". This must not be exceeded.
- GVM:** Gross Vehicle Mass - The maximum allowable total mass of a fully loaded motor vehicle. Consisting of the "Tare Mass" plus the "Payload".
- GCM:** Gross Combination Mass - Provided by the manufacturer, the maximum laden mass of the motor vehicle plus the maximum laden weight of an attached trailer.

Common Vehicle Examples

2023 Ford Everest /Ranger:
Towing Capacity - 3500kg

2023 Toyota Prado:
Towing Capacity - 3000kg (automatic)

2023 Ford Ranger Raptor:
Towing Capacity - 2500kg

2023 Toyota Landcruiser:
Towing Capacity - 3500kg

2023 Izuzu MUX:
Towing Capacity - 3500kg

2023 Toyota Hilux:
Towing Capacity - 3500kg (automatic)

2023 Toyota Kluger:
Towing Capacity - 2000kg

2023 Subaru Forester:
Towing Capacity - 1800kg (Petrol)

Options and Accessories:

Deluxe II Off Roader

Enerdrive DC2DC 40+ Charger - Including Waterproof Anderson Plug for Solar Input	\$1,390.00
240v Site Pack - Including 15amp Site Connection, 20amp Breaker Switch & 2x Double GPO's	\$870.00
Enerdrive ePOWER 2000W Inverter with AC Transfer & Safety Switch	\$2,060.00
Raptor Coat Protection - Wheel Arch and Guard Protection	\$690.00
Maxtrax MKII and Mounting Pins - Installed	\$490.00
Airbag Suspension - Custom Airbag Man Suspension Setup Incl Digital Guages & Compressor	\$3,500.00
TOYTUF ST1400 Roof Top Tent <i>(add \$500 for ST1600)</i>	\$1,369.00
TOYTUF HT1600 Roof Top Tent	\$2,399.00
TOYTUF Macca 2000 2.0m Roll Out Awning <i>(incl BONUS Weather Shield)</i>	\$199.00
TOYTUF Turon 270 Degree Awning <i>(incl BONUS Weather Shield)</i>	\$1,049.00
<i>* 23Zero and Darche Tents, Awnings & Accessories available. Ask for Pricing.</i>	

Forward Folds

Enerdrive DC2DC 40+ Charger - Including Waterproof Anderson Plug for Solar Input	\$1,390.00
240v Site Pack - Includes 15amp Site Connection, 20amp Breaker Switch & 2x Double GPO's	\$870.00
Enerdrive ePOWER 2000W Inverter with AC Transfer & Safety Switch	\$2,060.00
Airbag Suspension - Custom Airbag Man Suspension Setup Incl Digital Guages & Compressor	\$3,500.00
Autoterm 2k Diesel Heater with 10L Diesel Tank	\$2,900.00
Kids Room - Fully Enclosed Annex Extension Room	\$695.00
Plush Faux Surround Leather Seating (Only Available on Elite X)	\$690.00

Hybrid Campers

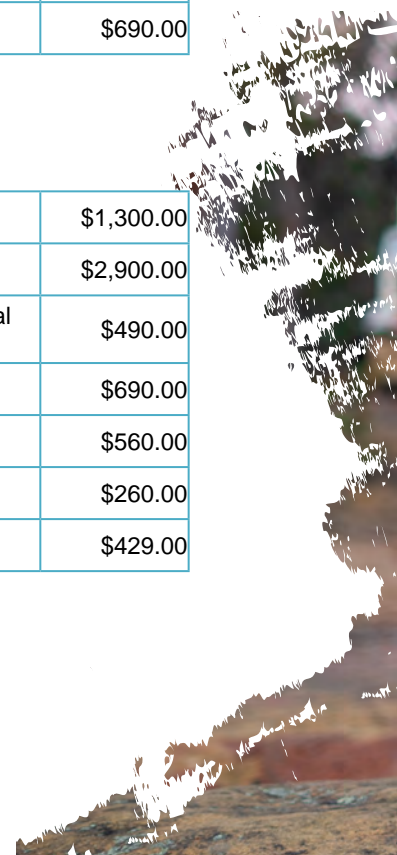
Lovells Suspension Upgrade Incl Custom Springs and Shocks (plus \$50 for 2 Inch Lift)	\$1,300.00
Autoterm 2k Diesel Heater with 10L Diesel Tank	\$2,900.00
TV Aerial & Booster - Including Happy Wanderer DT-8 MK3 Antenna, Signal Booster & External Bracket & Mast	\$490.00
Custom Australian Made Dunlop Foam Mattress	\$690.00
Kids Bunk Installation	\$560.00
External Solar Input - Incl Waterproof Anderson Plug House & Fuse	\$260.00
Enerdrive Inverter Swap With A/C Transfer	\$429.00

Signature Camper Trailers

p. 1300 935 400

www.signaturecampertrailers.com.au

office@signaturecampertrailers.com.au




Electrical	
Elecbrake - Including Brake Controller & Adaptor Kit	\$759.00
Elecbrake - Remote Control	\$180.00
Enerdrive eLITE 100Ah Lithium Battery Upgrade	\$1,070.00
Enerdrive B-TEC 200Ah Lithium Battery Upgrade	\$2,690.00
REDARC 100Ah Lithium Deep Cycle Battery (Heavy Duty) Upgrade	\$1,998.00

Fridge/Freezers	
Evakool Down Under Series II 65L Dual Zone	\$1,299.00
Evakool Down Under Series II 80L Dual Zone	\$1,499.00
Evakool Down Under Series II 95L Dual Zone	\$1,699.00
HeatArmor Insulated Cover	\$249.00
Ask us about MyCoolman & Dometic Options	\$\$\$

Comfort	
Camping Hot Water Shower System	\$289.00
Thetford Toilet Porta Pottie 145 - White	\$159.00
Floor Mat - Recycled Poly - 2.4m x 4m	\$220.00
Floor Mat - Recycled Poly - 2.4m x 5m	\$240.00
Camper/Caravan Starter Pack - Incl Sullage Hose, Water Hose, 15amp Electrical Lead, 3x Bags, Level & Ramps.	\$259.95
BBQ Arm Kit - Regular Tray	\$319.00
Additional Gas Point	\$280.00





Signature

camper trailers

p. 1300 935 400

www.signaturecampertrailers.com.au

office@signaturecampertrailers.com.au

NSW - QLD - WA - SA - VIC - NZ

